

## 1. Using Anki Decks on Different Devices and Syncing

If you want to use Zanki on multiple devices (phone, laptop, tablet, web browser, etc) and be able to move between devices while keeping your progress on the cards you've done, you need to follow these steps to allow syncing between devices (if anything is unclear here, check <https://apps.ankiweb.net/docs/manual.html#ankiweb-and-synchronization> for more):

1. Go to [ankiweb.net](https://ankiweb.net) and click "Sign Up" in the top right

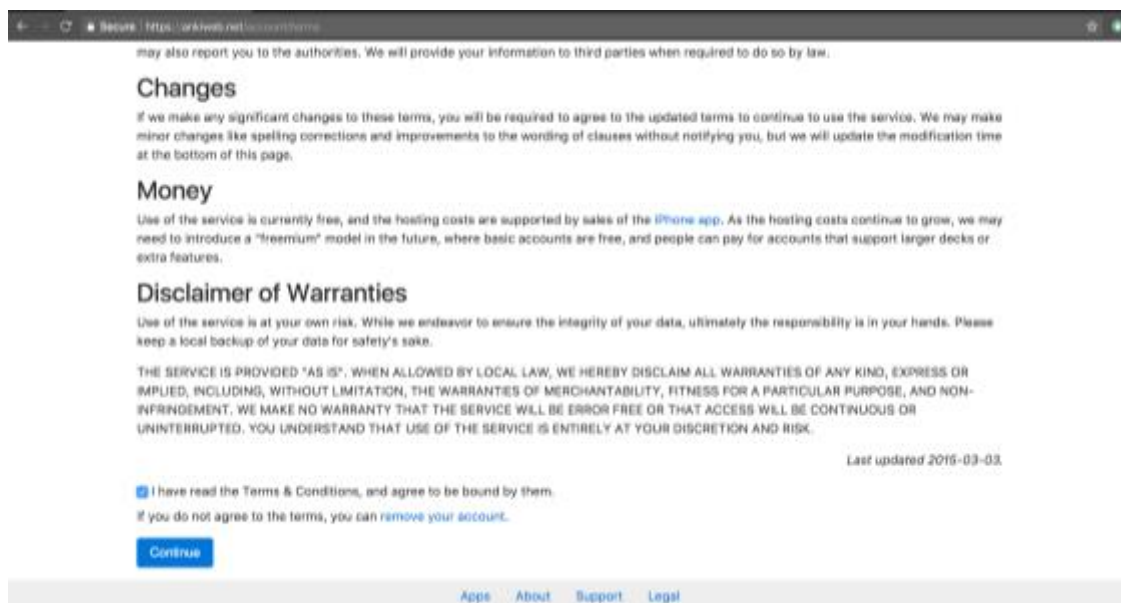


a.

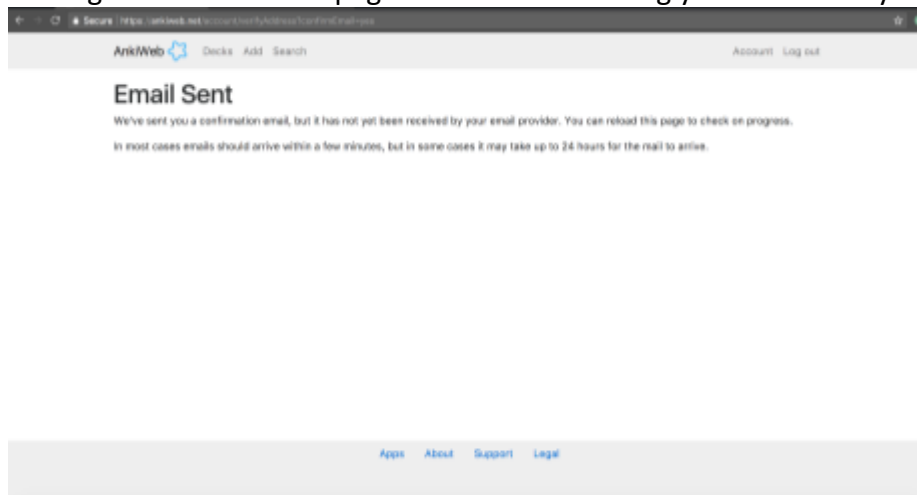
2. Enter your e-mail and create a password to create an account

a.

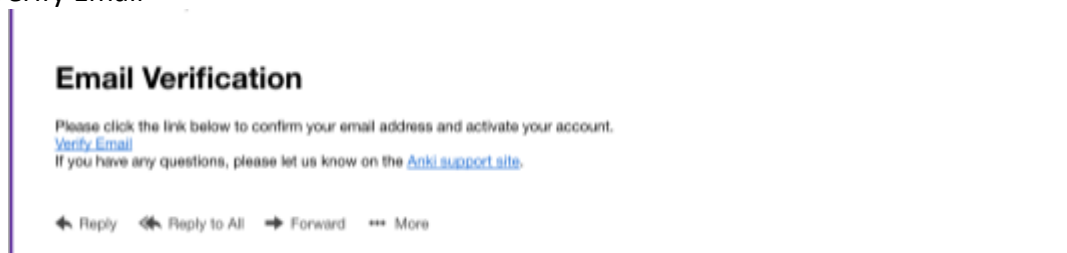
3. Agree to the Terms & Conditions and click "Continue"



- a.
4. You will then get a confirmation page and e-mail asking you to confirm your account



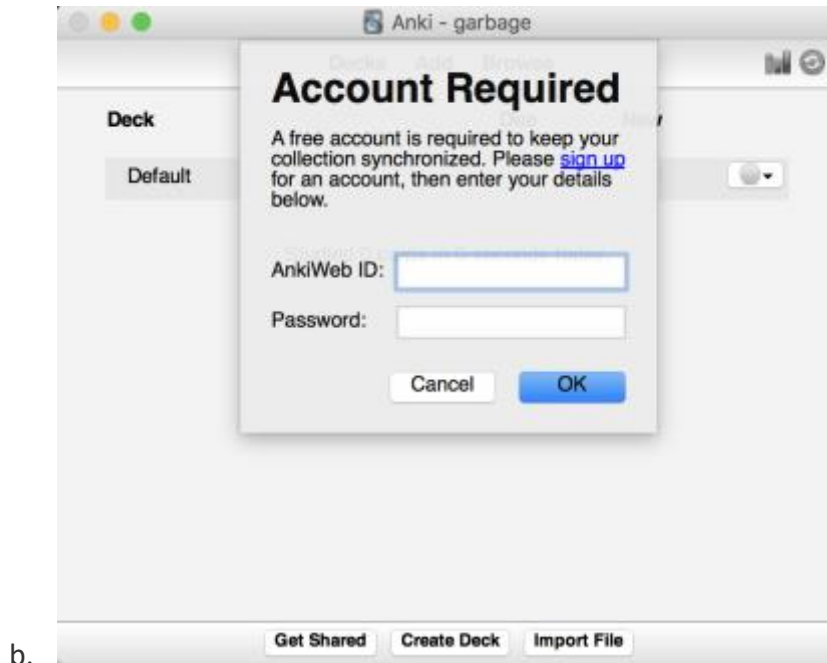
- a.
- b. click "Verify Email"



- i.
5. Once the signup is complete, return to your computer, and click the synchronization button at the top right of the Anki window - it has two arrows in a circle. It will ask for the login information for the AnkiWeb account you just made. After logging in, Anki will then upload all your cards, images and audio to AnkiWeb. Zanki is pretty big, so this can take some time (~10 minutes depending on your wifi connection)

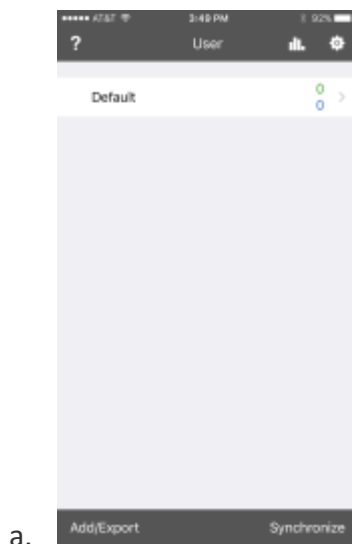


i. Sync button is furthest to the right in the circle



i. Login prompt you'll get once you click the sync button for the first time

6. Once the synchronization has completed, return to your phone/tablet/other mobile device, and tap **Synchronize** at the bottom of the screen. After entering your email and password to your AnkiWeb account you created earlier, AnkiMobile will download all your cards and media, and remember your login information for next time.



i. "Synchronize" button shown in the bottom right



- b.
- i. *Login screen for the first time you sync with AnkiWeb.net*
7. After the first synchronization has completed, you can click the synchronize button again any time you wish to synchronize your changes to the cloud. Only changes made since the previous sync will be sent, so subsequent syncs *are a lot faster*. The desktop app syncs automatically every time it is closed or opened, the iPhone app needs to be manually synced every time by pressing the button. You can now study your cards on any device and even in a web browser by going to [ankiweb.net](http://ankiweb.net) and logging in to your account.